

Radium

Technical information

DRIVER DALI 60W/1100-1500mA IP20

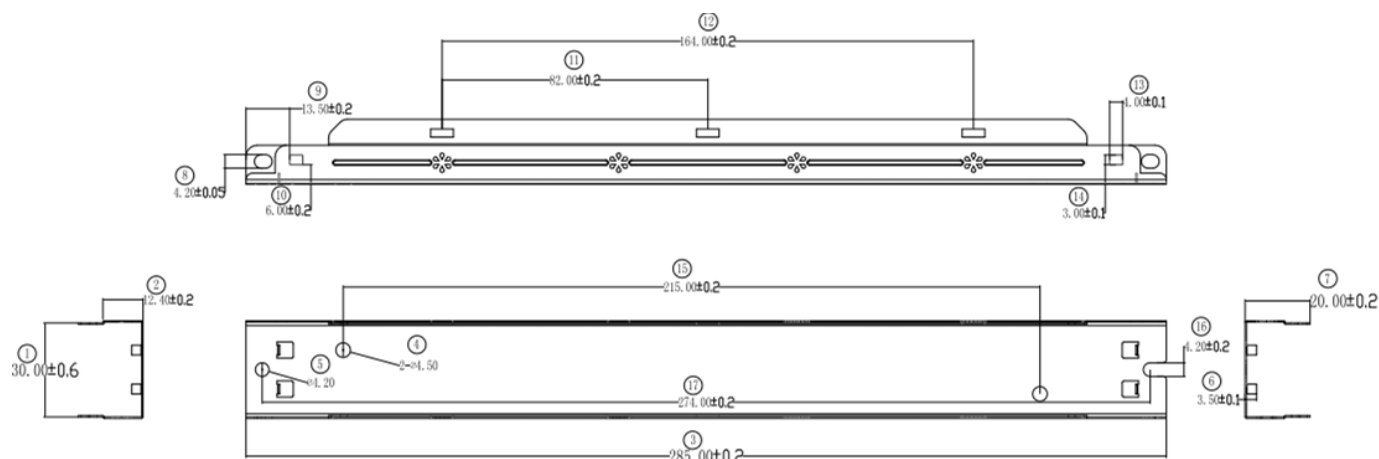
Constant current LED drivers for LED modules with an adjustable operating current of 1100-1500mA and an output voltage between 19V and 44V.
Suitable for protection class I and protection class II luminaires.
Flicker free with high efficiency and long service life of 70,000h @T_c 71°C.
For AC operation at 230V 50-60Hz.

Recommended for the following Radium LED T8 Neo Tube:

- 43719852 LED T8 NEO 58 840/G13
- 43719853 LED T8 NEO 58 865/G13



Drawing



Technical Data

General Data

Code	DRIVER DALI 60W/1100-1500mA IP20
Article No.	OTDA4032
EAN10	4003556010840
EAN40	4003556410848
Weight [g]	240 g
Length [mm]	285 mm
Width [mm]	30 mm
Height [mm]	21 mm
Service Life @T _c 77°C	50,000 h
Service Life @T _c 71°C	70,000 h
Service Life @T _c 64°C	100,000 h
Guarantee	5 years

Operating conditions

Permissible ambient temperature T _a [°C]	-30°C...+50°C
Permissible storage temperature [°C]	-30°C...+80°C
Permissible T _c temperature [°C]	-30°C...+77°C
Max. permissible T _c temperature [°C]	+77°C
Permissible air moisture	10-90%RH
Degree of protection (IP)	IP20
Protection class	I

Radium Lampenwerk GmbH
P.O. Box 1440 - 51678 Wipperfurth

☎ +49-2267 - 81 - 1
FAX +49-2267 - 81 - 231

Information no. 9909-01-2112

Validity: The technical information sheets (TI sheets) are updated at irregular intervals! The user is responsible for the validity and up-to-dateness of this TI sheet. With the publication of this TI sheet, all previous editions for this lamp type lose their validity

Radium

Technical information

Electrical Parameter Output

Rated power [W]	20,9 – 63 W
Permissible voltage [V DC]	19 – 44 V
Output current [mA]	1100 – 1500 mA
Output current tolerance [mA]	± 5 %
Output P_ST_LM	≤ 1
Output SVM	≤ 0,4
Offset time @AC 230V	<1 s
Kind of protection embodied	Short-circuit proof, open-circuit-proof

Electrical Parameter Input

Mains voltage range [V AC]	220 – 240 V
Alternating voltage range [V AC]	200 – 264 V
Direct voltage range [V DC]	200 – 264 V
Mains frequency [Hz]	50 – 60 Hz
Nominal current [A]	0.45 A
Mains power factor [λ]	≥0.9 @230 V _{ac}
THD	≤15 % @1500mA
Efficiency	≥89 % @1500mA
Inrush current	≤80A & 350uS @230 V _{ac}
Power consumption in Stand-by	≤0.5 W
Surge voltage strength L-N	1 kV
Surge voltage strength L/N-PE	2 kV

Safety and electromagnetic compatibility

Certificates	ENEC, CE
Safety standards	EN61347
EMI	EN55015, EN61000-3-2
EMS	EN61000-4-2, 3, 4, 5, 6, 8, 11; EN61547
RoHS	RoHS 2.0 (EU) 2015/863
DALI	IEC 62386-101, 102, 207: DALI2.0

Operating current table

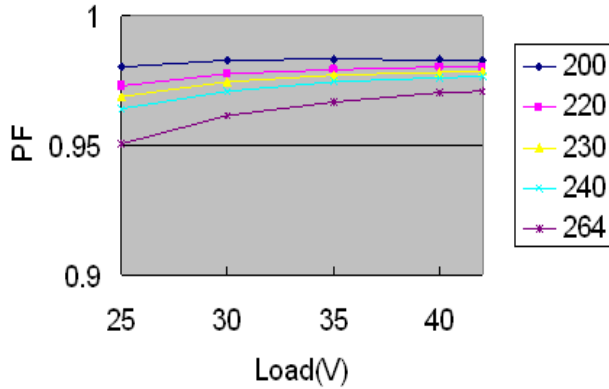
Parameter			DIP-Switches			
Min. Voltage	Max. Voltage	Current	1	2	3	4
19V	42V	1500mA	—	—	—	—
19V	43V	1450mA	—	—	—	ON
19V	44V	1400mA	—	—	ON	—
19V	44V	1350mA	—	—	ON	ON
19V	44V	1300mA	—	ON	—	—
19V	44V	1250mA	—	ON	—	ON
19V	44V	1200mA	—	ON	ON	—
19V	44V	1150mA	—	ON	ON	ON
19V	44V	1100mA	ON	—	—	—

Radium

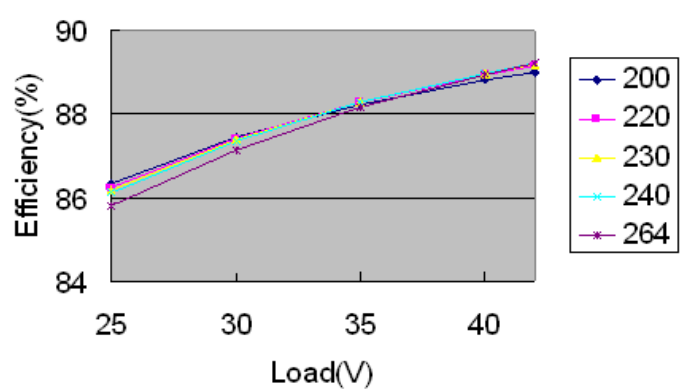
Technical information

Electrotechnical Parameter

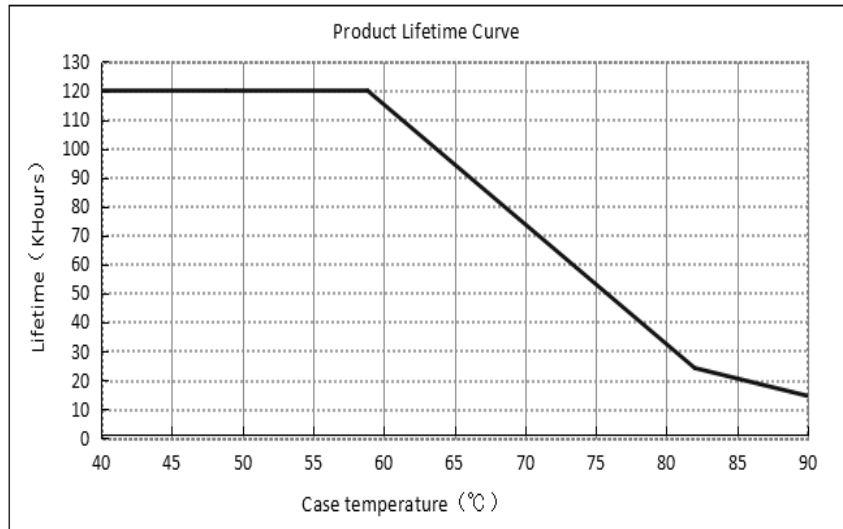
Mains power factor λ @1500mA



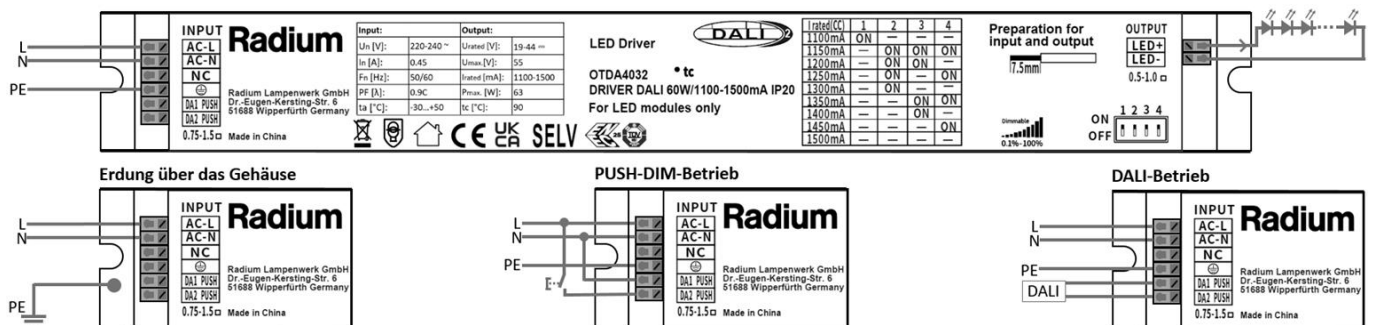
Efficiency @1500mA



Service life



Wiring diagram



Radium Lampenwerk GmbH
P.O. Box 1440 - 51678 Wipperfurth

+49-2267 - 81 - 1
FAX +49-2267 - 81 - 231

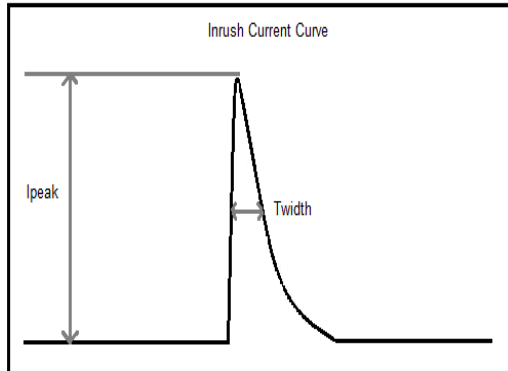
Information no. 9909-01-2112

Validity: The technical information sheets (TI sheets) are updated at irregular intervals! The user is responsible for the validity and up-to-dateness of this TI sheet. With the publication of this TI sheet, all previous editions for this lamp type lose their validity

Radium

Technical information

Fuse rating



Characteristic	Current	Max. no. of devices
B	10A	21
	16A	34
	20A	42
	25A	53
C	10A	35
	16A	57
	20A	70
	25A	88
Ipeak / Twidth		≤23,5A / 58uS

Notes

- It is recommended to install overvoltage and undervoltage protection devices and surge protection devices in the power supply circuits of the light fixtures to ensure safety before connecting to electricity.
- Please disconnect the AC input before switching the output current via the DIP switch.
- The DALI dimming function and the push dimming function cannot be used at the same time, in this case the DALI dimmer will be damaged.
- The maximum wire length between the push switch and the farthest LED driver is 135m at a wire diameter of 0,5-2,5mm²
- The minimum dimming depth of the push dimming is 4% (I_{out}).
- As an accessory, the LED driver is not the only factor determining the EMC performance of the LED light fixture. The structure and the wiring of the light fixture are also relevant.
- Unless otherwise stated, the parameters of the power factor, harmonic and efficiency were test results under the ambient temperature of 25°C, humidity of 50%, input voltage of 230V_{ac} (50Hz) and full load.
- Use this product according to the specifications, please. Otherwise there may be malfunction.
- Use of light fixtures that have not been certified or are not compatible with the LED drivers may cause fire or other hazards.
- Man-made damage, any use beyond the specification and non-original-factory modification are not covered by warranty.

Radium Lampenwerk GmbH
P.O. Box 1440 - 51678 Wipperfurth

☎ +49-2267 - 81 - 1
FAX +49-2267 - 81 - 231

Information no. 9909-01-2112

Validity: The technical information sheets (TI sheets) are updated at irregular intervals! The user is responsible for the validity and up-to-dateness of this TI sheet. With the publication of this TI sheet, all previous editions for this lamp type lose their validity